

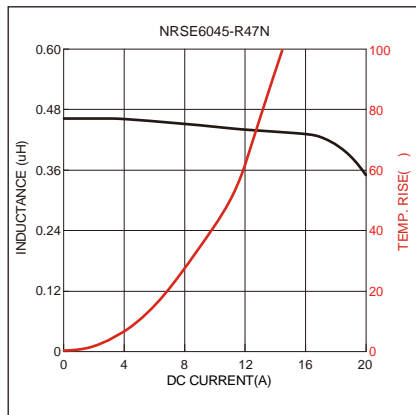
Satura on      Satura on

±30%

17.0

16.0

## Typical Electrical Characteristics:




				UNIT: MM	 KOHER (Shanghai) Electronics Co.,Ltd
				SHEET:2/5	
				APPROVAL:WS	
A0	7-MAY-24	PDF	WL	SIZE: A4	DESCRIPTION:SMD Shielded Tiny Power Inductor
REV	DATE	FILE	BY	PACKING UNIT: 1500 pcs	PART NO:NRSE6045-R47N

## Soldering Reflow:

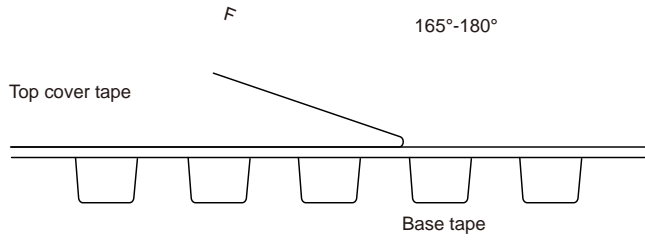
## Packaging Information:

Tape Dimension :


Series	A0 (mm)	B0 (mm)				
NRSE6045	6.4± 0.1	6.4± 0.1	1.5± 0.1	4.0± 0.1	12.0± 0.1	16.0± 0.3

				UNIT: MM	 KOHER (Shanghai) Electronics Co.,Ltd
				SHEET:3/5	
				APPROVAL:WS	
A0	7-MAY-24	PDF		SIZE: A4	DESCRIPTION:SMD Shielded Tiny Power Inductor
REV	DATE	FILE	BY	PACKING UNIT: 1500 pcs	PART NO:NRSE6045-R47N

Peel force of top cover tape:



Reel Dimension : [mm]



Packaging Quantity:

				UNIT: MM	
				SHEET:4/5	
				APPROVAL:WS	KOHER (Shanghai) Electronics Co.,Ltd
A0	7-MAY-24	PDF		SIZE: A4	DESCRIPTION:SMD Shielded Tiny Power Inductor
REV	DATE	FILE	BY	PACKING UNIT: 1500 pcs	PART NO:NRSE6045-R47N


## Cautions and Warnings:

### Storage Conditions :

- The storage period is within 12 months after the completion of production. Be sure to follow the storage conditions (temperature: -5 to 35°C, humidity: 75% RH Max).If the storage period elapses, the soldering of the terminal electrodes may deteriorate.The warranty period is one year.
- Product should not be exposed to environment with high temperature, high humidity, dust, corrosive gas and etc.
- Products should be handled with care to avoid damage or contamination from perspiration and skin oils.
- Please always handle products carefully to prevent any damage caused by dropping down or inappropriate removing.

### Operation Instructions:

- Self heating (temperature increase) occurs when the power is turned ON, so the tolerance should be sufficient for the set thermal design.
- Before soldering, be sure to preheat components.The preheating temperature should be set so that the temperature difference between the solder temperature and chip temperature does not exceed 150°C.
- Soldering corrections after mounting should be within the range of the conditions determined in the specifications.If overheated, a short circuit, performance deterioration, or lifespan shortening may occur.
- Generally, Koher might not be familiar with either customer's specific application or actual requests as customer does.As a result customer shall be responsible for checking and confirming whether Koher product with the performance described in the product specification is suitable for using in customer's particular application or not.

				UNIT: MM	 KOHER (Shanghai) Electronics Co.,Ltd
				SHEET:5/5	
				APPROVAL:WS	
A0	7-MAY-24	PDF	WL	SIZE: A4	DESCRIPTION:SMD Shielded Tiny Power Inductor
REV	DATE	FILE	BY	PACKING UNIT: 1500 pcs	PART NO:NRSE6045-R47N