


MDE Series

Molding Power Inductors

Size 201610



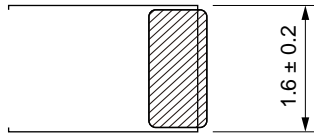
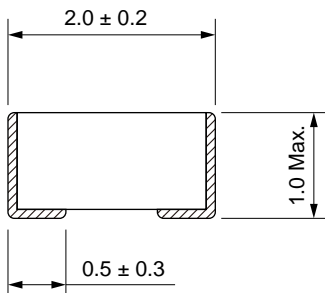
FEATURES

- High saturation current realized by material properties and structure design.
- Low DC resistance to achieve high conversion efficiency and lower temperature rising.
- Low Profile.
- Magnetically shielded structure to accomplish high resolution in EMC protection.
- Halogen free, Lead Free, RoHS Compliance.
- Operating temperature: -40 to +125 °C
- Quantity: 3000PCS

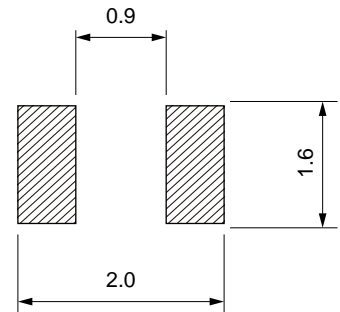
APPLICATION

- Generic in portable DC to DC converter line.
- Smart phone, PAD
- DC/DC converter
- Thin-type power supply module.

Dimensions: [mm]



Land Pattern: [mm]

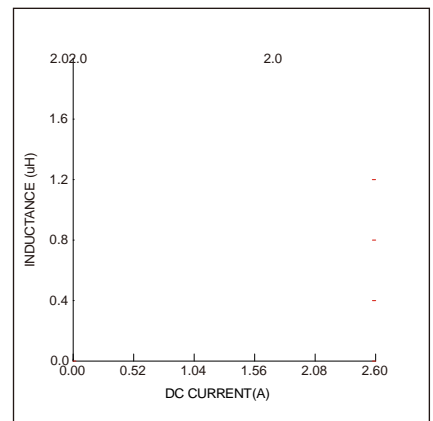
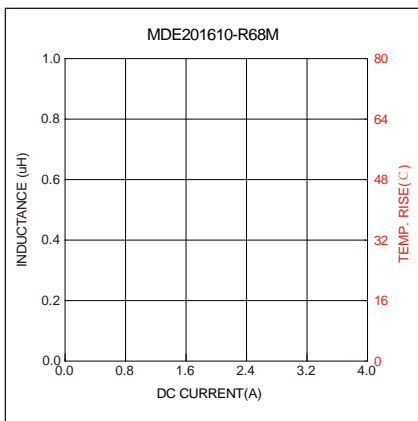
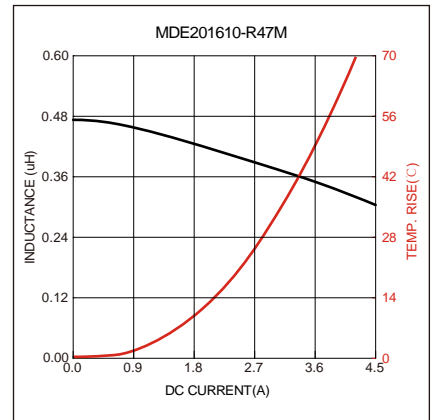
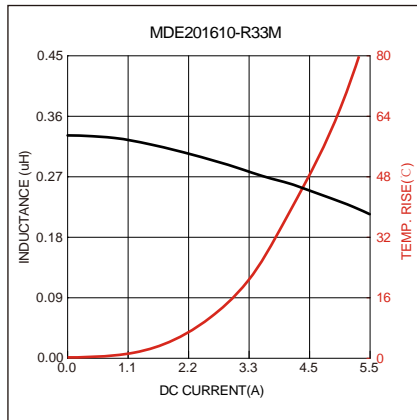
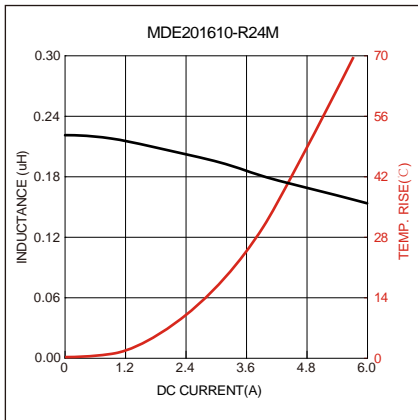


Electrical Properties:

Part No	Inductance @ 1MHz/1V (μH)	Tolerance	DC Resistance Typ. (mΩ)	DC Resistance Max. (mΩ)	Saturation Current Typ. (A)	Saturation Current Max. (A)	Temperature Rise Current Typ. (A)	Temperature Rise Current Max. (A)
MDE201610-R24M	0.24	±20%	17	21	5.6	5.05	5.0	4.50
MDE201610-R33M	0.33	±20%	24	29	5.0	4.50	4.1	3.69
MDE201610-R47M	0.47	±20%	33	40	4.4	4.00	3.5	3.15
MDE201610-R68M	0.68	±20%	41	49	3.7	3.33	3.4	3.06
MDE201610-1R0M	1.0	±20%	60	69	2.9	2.61	2.6	2.26
MDE201610-1R5M	1.5	±20%	114	129	2.5	2.25	2.0	1.81
MDE201610-2R2M	2.2	±20%	135	150	1.9	1.71	1.7	1.50

Temperature rising current will cause the coil temperature approximate T40 °C
 Saturation current will cause to drop approximately 30%

Typical Electrical Characteristics:



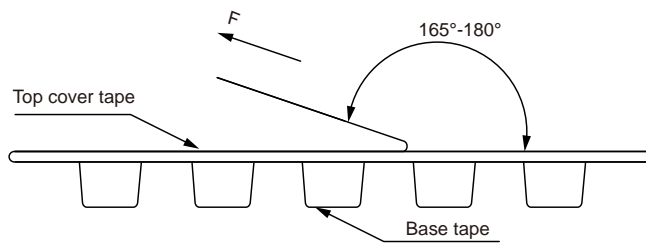
Soldering Reflow:

Preheat condition: 150 ~200:

Packaging Information:

Tape Dimension:

Peel force of top cover tape:



The peel force of top cover tape shall be between 0.1 to 1.3 N

Reel Dimension: [mm]

Packaging Quantity: