



BCMA Series

Common Mode Filters For Automotive Signal Line/Power Line Size 5040



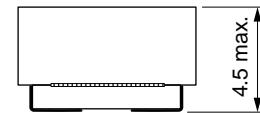
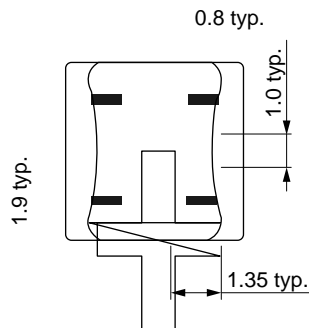
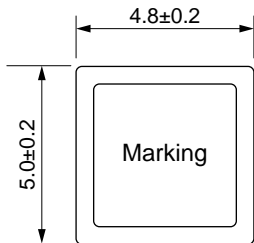
FEATURES

- High common mode impedance at high frequency cause excellent noise suppression performance
- Designed to be low profile and Supports large currents
- Operating temperature range: -40 to +125°C(including self-temperature rise)
- AEC-Q200 qualified
- Quantity: 1000pcs

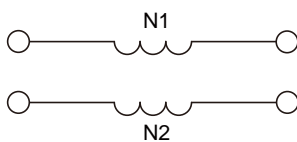
APPLICATION

- Headlamps, tail lamps and interior lighting
- HVAC
- Doors, window lift and seat control
- Audio subsystem
- Digital instrument cluster
- In-Vehicle Infotainment and navigation

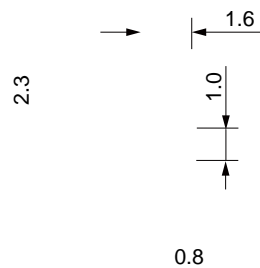
Dimensions: [mm]



Schematic:



Land Pattern: [mm]



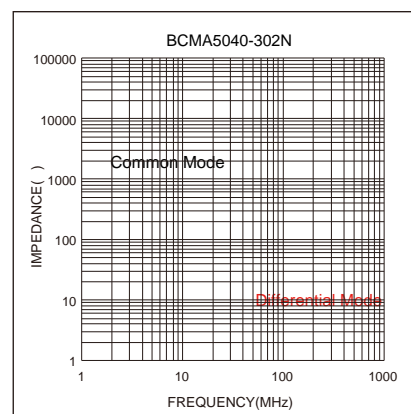
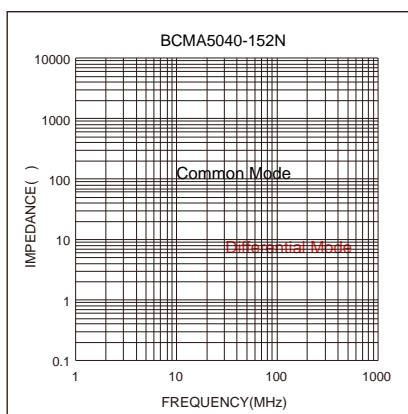
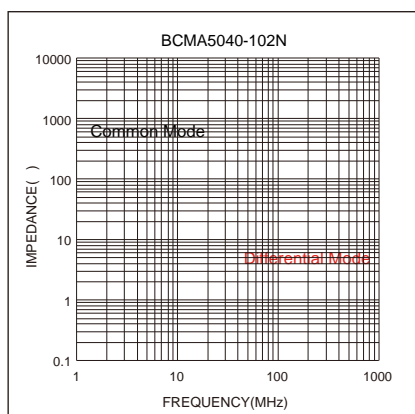
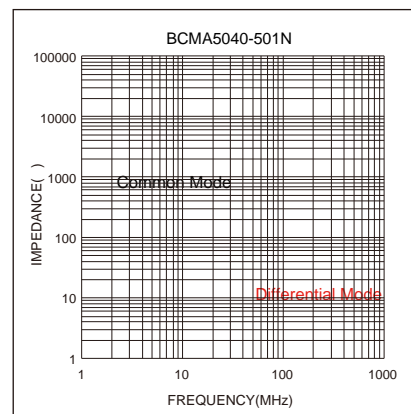
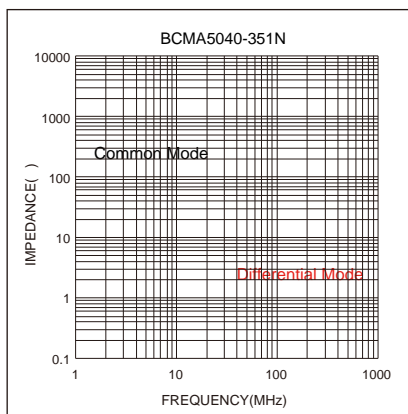
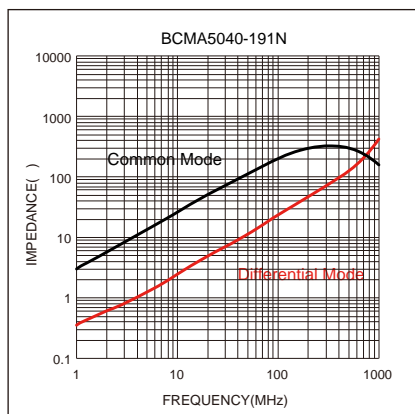


Electrical Properties:

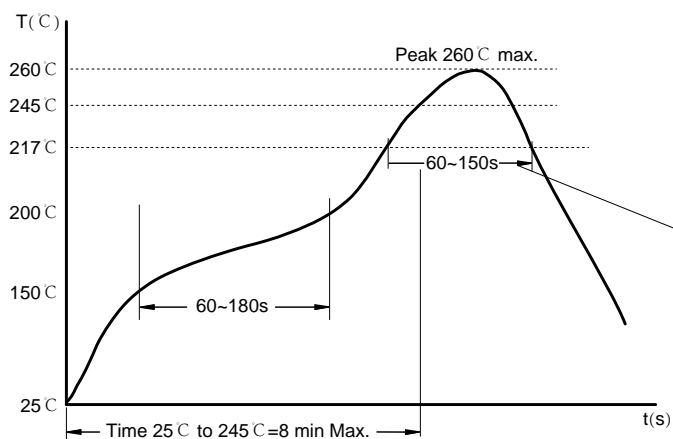
Part No	Z@100MHz Typ.	I _R Max.	R _{DC} Max.	V _{DC} Max. (V)	IR Min.
BCMA5040-191N	190	5.2	0.02	50	10
BCMA5040-351N	350	2.2	0.04	50	10
BCMA5040-501N	500	1.5	0.05	50	10
BCMA5040-102N	1000	1.5	0.06	50	10
BCMA5040-152N	1500	1.2	0.10	50	10
BCMA5040-302N	3000	0.7	0.20	50	10

Temperature Rise Current: The actual value of DC current when the temperature rise is $\Delta T=40^{\circ}\text{C}$

Typical Electrical Characteristics:



Soldering Reflow:



Preheat condition: 150 ~200°C / 60~180 sec.
 Allowed time above 217°C: 60~150 sec.
 Max temperature: 260°C.
 Max time at max temperature: 10 sec.
 Allowed Reflow time: 3x max.

Packaging Information:

Tape Dimension :

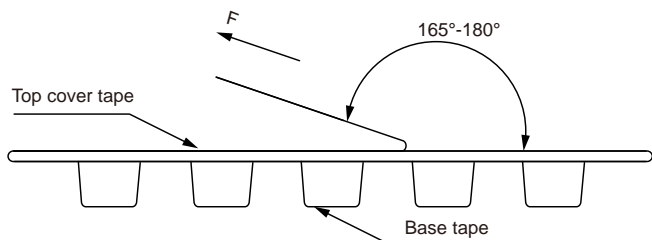
Series	A0 (mm)	B0 (mm)	D (mm)	P0 (mm)	P1 (mm)	W (mm)	K0 (mm)	E (mm)	T (mm)
BCMA5040	5.3±0.1	5.3±0.1	1.5±0.1	4.0±0.1	12.0±0.1	16.0±0.3	4.6±0.1	1.75±0.1	0.40±0.05

Product Marking:

Marking	Printing (Impedance)
---------	----------------------

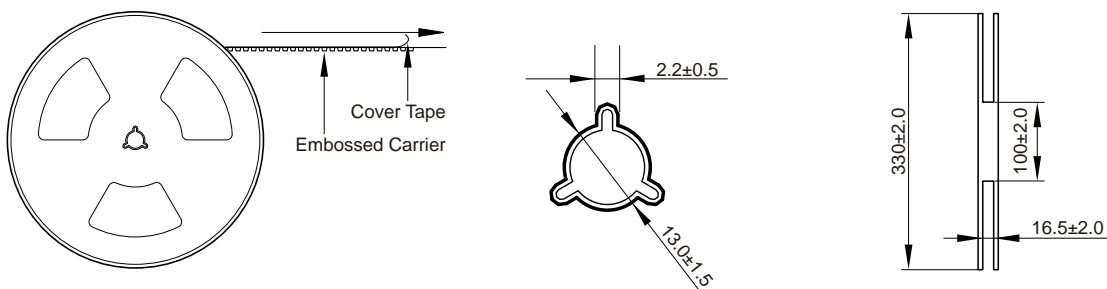


Peel force of top cover tape:

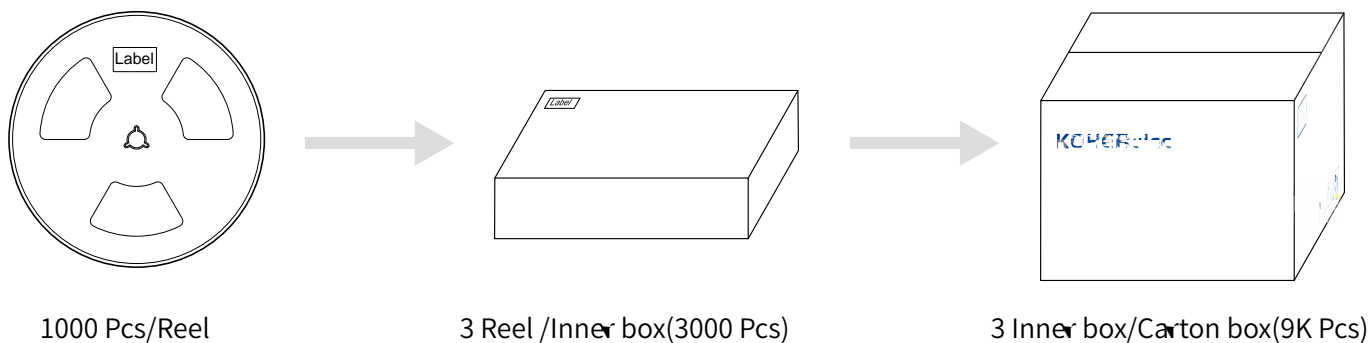


The peel force of top cover tape shall be between 0.10 to 1.17 N

Reel Dimension: [mm]



Packaging Quantity:



Cautions and Warnings:

Storage Conditions :

- The storage period is within 12 months after the completion of production. Be sure to follow the storage conditions (temperature: -5 to 35°C, humidity: 75% RH Max). If the storage period elapses, the soldering of the terminal electrodes may deteriorate. The warranty period is one year.
- Product should not be exposed to environment with high temperature, high humidity, dust, corrosive gas and etc.
- Products should be handled with care to avoid damage or contamination from perspiration and skin oils.
- Please always handle products carefully to prevent any damage caused by dropping down or inappropriate removing.

Operation Instructions:

- Self heating (temperature increase) occurs when the power is turned ON, so the tolerance should be sufficient for the set thermal design.
- Temperatures should be sufficient to the atmosphere
-
-